

CGNS/SIDS proposal for extensions

Authors: Meilin Yu and Z. J. Wang, the University of Kansas

Contact: zjw@ku.edu

Implementation of cubic elements for unstructured zones

The proposal is an extension of the element structure definition (*Elements_t*) for unstructured zones. We propose to add cubic elements to *ElementType*. This extension can enhance the performance of CGNS in handling high-order (≥ 2) elements which are widely used in high-order CFD simulations. Moreover, this extension can further strengthen the capability of CGNS on accurate presentation of complex geometry, especially when a coarse grid is provided.

The new cubic element types proposed are summarized as follows.

Dimensionality of the Element	Shape	Cubic Interpolation
1-D	Line	BAR_4
2-D	Triangle	TRI_9, TRI_10
	Quadrangle	QUAD_12, QUAD_16
3-D	Tetrahedron	TETRA_16, TETRA_20
	Pyramid	PYRA_21, PYRA_29, PYRA_30
	Pentahedron	PENTA_24, PENTA_38, PENTA_40
	Hexahedron	HEXA_32, HEXA_56, HEXA_64

The element numbering convention is specified as follows.

Note that ‘N’ stands for grid point identification number. ‘E’ indicates edge identification number. A negative edge means that the edge is used in its reverse direction. ‘F’ stands for face identification number.

1. 1-D Element

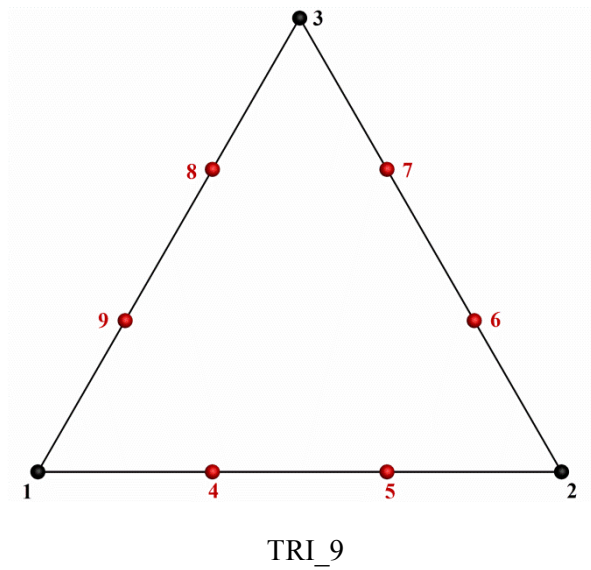


Edge Definition

Oriented edges	Corner nodes	Mid-nodes
E1	N1,N2	N3,N4

2. 2-D (Surface) Element

2.1 Triangular Element

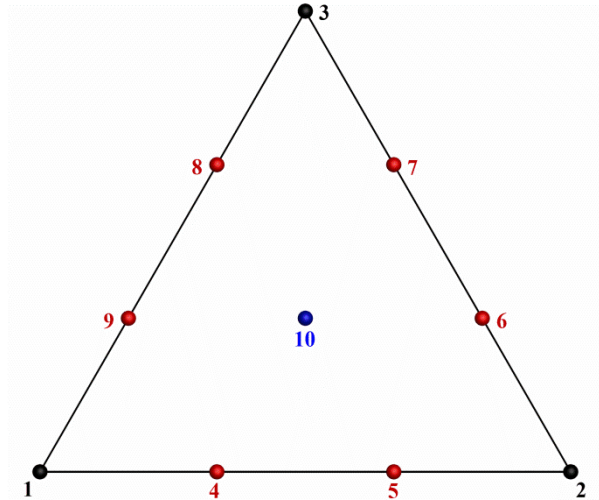


Edge Definition

Oriented edges	Corner nodes	Mid-nodes
E1	N1,N2	N4,N5
E2	N2,N3	N6,N7
E3	N3,N1	N8,N9

Face Definition

Oriented edges	Corner nodes	Mid-edge nodes	Oriented edges
F1	N1,N2,N3	N4,N5,N6,N7,N8,N9	E1,E2,E3



TRI_10

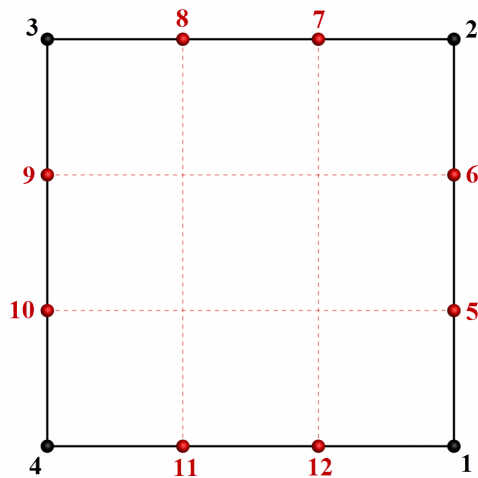
Edge Definition

Oriented edges	Corner nodes	Mid-nodes
E1	N1,N2	N4,N5
E2	N2,N3	N6,N7
E3	N3,N1	N8,N9

Face Definition

Oriented edges	Corner nodes	Mid-edge nodes	Mid-face nodes	Oriented edges
F1	N1,N2,N3	N4,N5,N6,N7,N8,N9	N10	E1,E2,E3

2.2 Quadrilateral Element



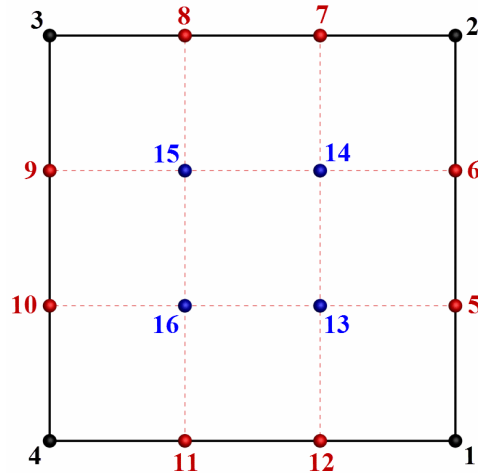
QUAD_12

Edge Definition

Oriented edges	Corner nodes	Mid-nodes
E1	N1,N2	N5,N6
E2	N2,N3	N7,N8
E3	N3,N4	N9,N10
E4	N4,N1	N11,N12

Face Definition

Oriented edges	Corner nodes	Mid-edge nodes	Oriented edges
F1	N1,N2,N3,N4	N5,N6,N7,N8,N9, N10,N11,N12	E1,E2,E3,E4



QUAD_16

Edge Definition

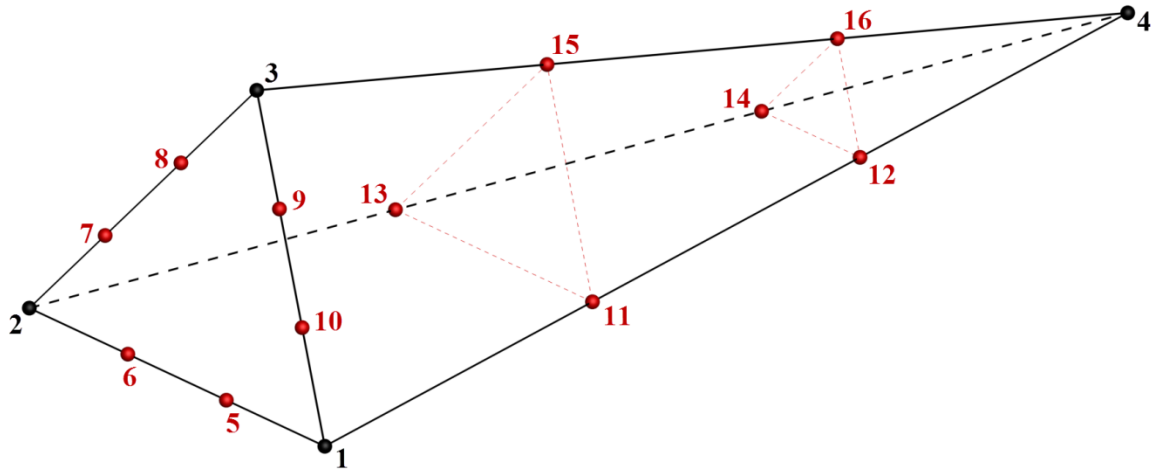
Oriented edges	Corner nodes	Mid-nodes
E1	N1,N2	N5,N6
E2	N2,N3	N7,N8
E3	N3,N4	N9,N10
E4	N4,N1	N11,N12

Face Definition

Oriented edges	Corner nodes	Mid-edge nodes	Mid-face nodes	Oriented edges
F1	N1,N2,N3,N4	N5,N6,N7,N8,N9, N10,N11,N12	N13,N14,N15, N16	E1,E2,E3

3. 3-D (Volume) Element

3.1 Tetrahedral Element



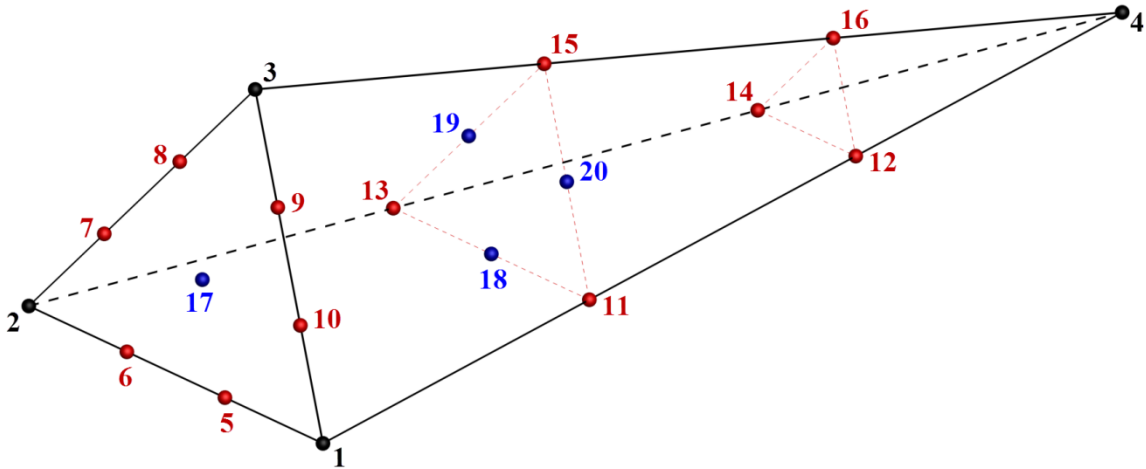
TETRA_16

Edge Definition

Oriented edges	Corner nodes	Mid-nodes
E1	N1,N2	N5,N6
E2	N2,N3	N7,N8
E3	N3,N1	N9,N10
E4	N1,N4	N11,N12
E5	N2,N4	N13,N14
E6	N3,N4	N15,N16

Face Definition

Oriented edges	Corner nodes	Mid-edge nodes	Oriented edges
F1	N1,N3,N2	N10,N9,N8,N7,N6,N5	-E3,-E2,-E1
F2	N1,N2,N4	N5,N6,N13,N14,N12,N11	E1,E5,-E4
F3	N2,N3,N4	N7,N8,N15,N16,N14,N13	E2,E6,-E5
F4	N3,N1,N4	N9,N10,N11,N12,N16,N15	E3,E4,-E6



TETRA_20

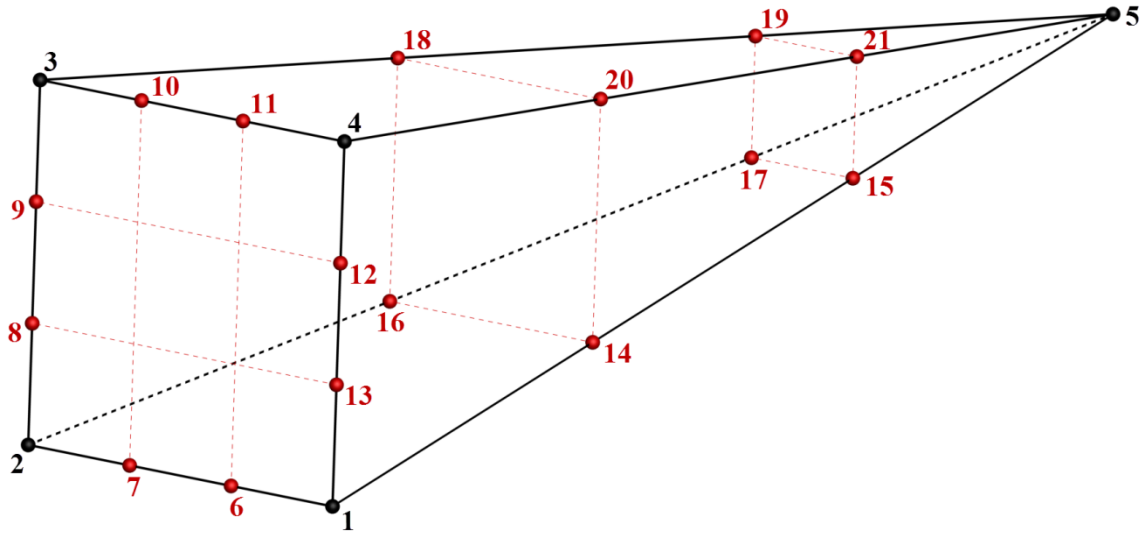
Edge Definition

Oriented edges	Corner nodes	Mid-nodes
E1	N1,N2	N5,N6
E2	N2,N3	N7,N8
E3	N3,N1	N9,N10
E4	N1,N4	N11,N12
E5	N2,N4	N13,N14
E6	N3,N4	N15,N16

Face Definition

Oriented edges	Corner nodes	Mid-edge nodes	Mid-face nodes	Oriented edges
F1	N1,N3,N2	N10,N9,N8,N7,N6,N5	N17	-E3,-E2,-E1
F2	N1,N2,N4	N5,N6,N13,N14,N12,N11	N18	E1,E5,-E4
F3	N2,N3,N4	N7,N8,N15,N16,N14,N13	N19	E2,E6,-E5
F4	N3,N1,N4	N9,N10,N11,N12,N16,N15	N20	E3,E4,-E6

3.2 Pyramid Element



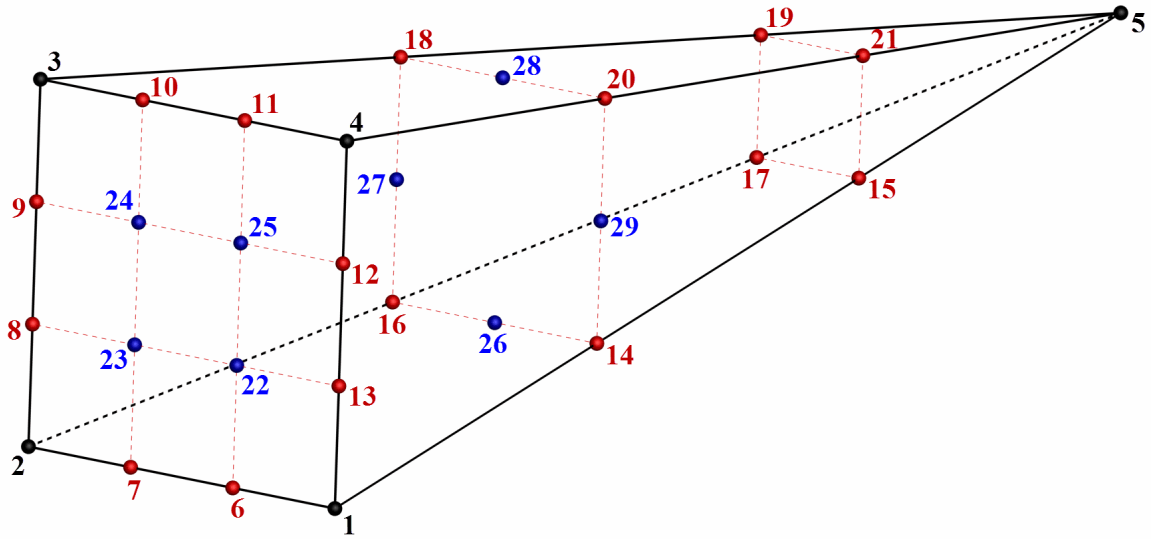
PYRA_21

Edge Definition

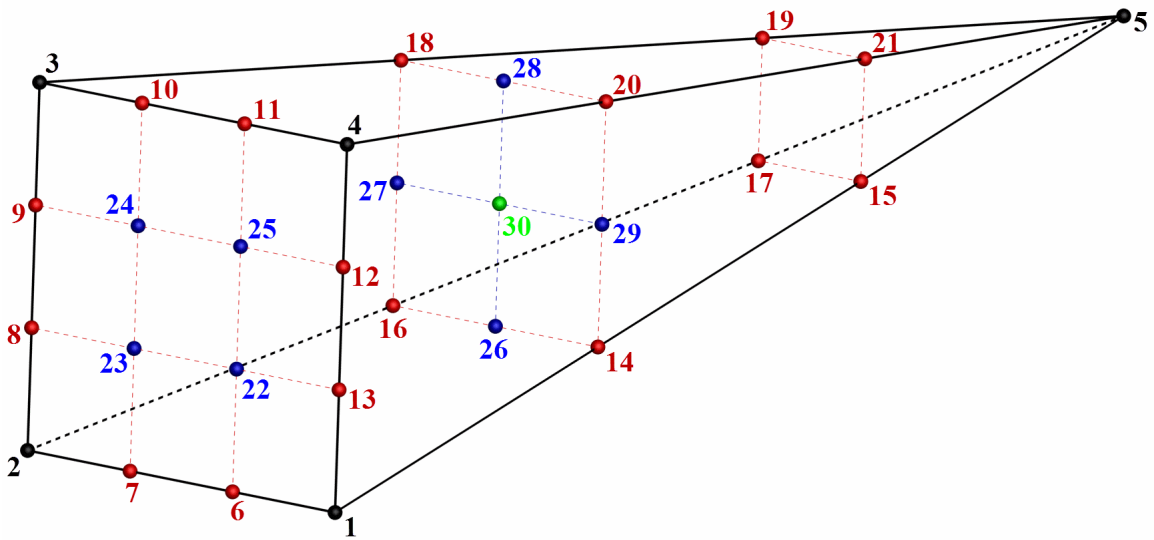
Oriented edges	Corner nodes	Mid-nodes
E1	N1,N2	N6,N7
E2	N2,N3	N8,N9
E3	N3,N4	N10,N11
E4	N4,N1	N12,N13
E5	N1,N5	N14,N15
E6	N2,N5	N16,N17
E7	N3,N5	N18,N19
E8	N4,N5	N20,N21

Face Definition

Oriented edges	Corner nodes	Mid-edge nodes	Oriented edges
F1	N1,N4,N3,N2	N13,N12,N11,N10,N9,N8,N7,N6	-E4,-E3,-E2,-E1
F2	N1,N2,N5	N6,N7,N16,N17,N15,N14	E1,E6,-E5
F3	N2,N3,N5	N8,N9,N18,N19,N17,N16	E2,E7,-E6
F4	N3,N4,N5	N10,N11,N20,N21,N19,N18	E3,E8,-E7
F5	N4,N1,N5	N12,N13,N14,N15,N21,N20	E4,E5,-E8



PYRA_29



PYRA_30

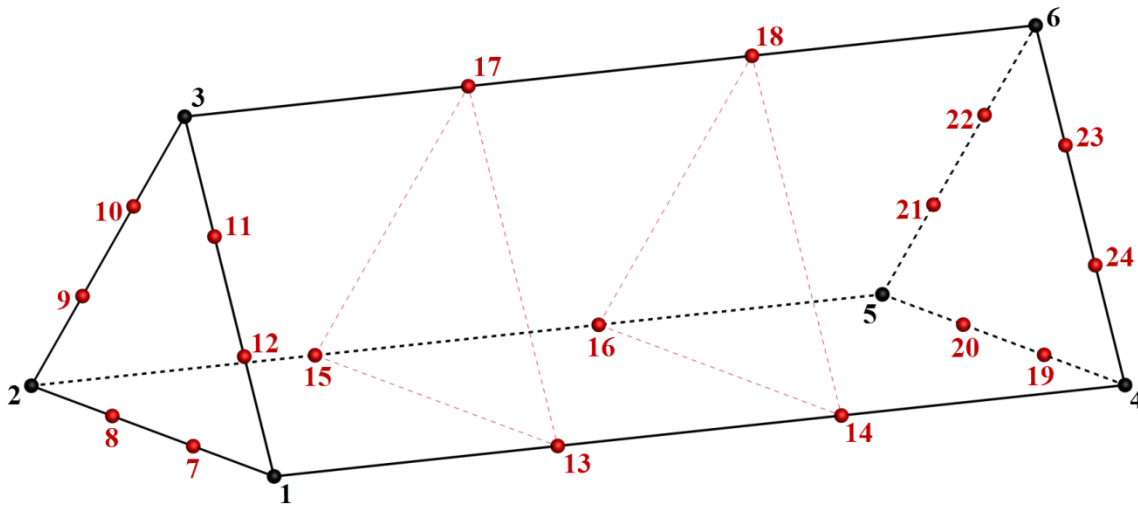
Edge Definition

Oriented edges	Corner nodes	Mid-nodes
E1	N1,N2	N6,N7
E2	N2,N3	N8,N9
E3	N3,N4	N10,N11
E4	N4,N1	N12,N13
E5	N1,N5	N14,N15
E6	N2,N5	N16,N17
E7	N3,N5	N18,N19
E8	N4,N5	N20,N21

Face Definition

Oriented edges	Corner nodes	Mid-edge nodes	Mid-face nodes	Oriented edges
F1	N1,N4,N3,N2	N13,N12,N11,N10,N9, N8,N7,N6	N22,N25,N24, N23	-E4,-E3,-E2,-E1
F2	N1,N2,N5	N6,N7,N16,N17,N15,N14	N26	E1,E6,-E5
F3	N2,N3,N5	N8,N9,N18,N19,N17,N16	N27	E2,E7,-E6
F4	N3,N4,N5	N10,N11,N20,N21,N19,N18	N28	E3,E8,-E7
F5	N4,N1,N5	N12,N13,N14,N15,N21,N20	N29	E4,E5,-E8

3.3 Pentahedral Element



PENTA_24

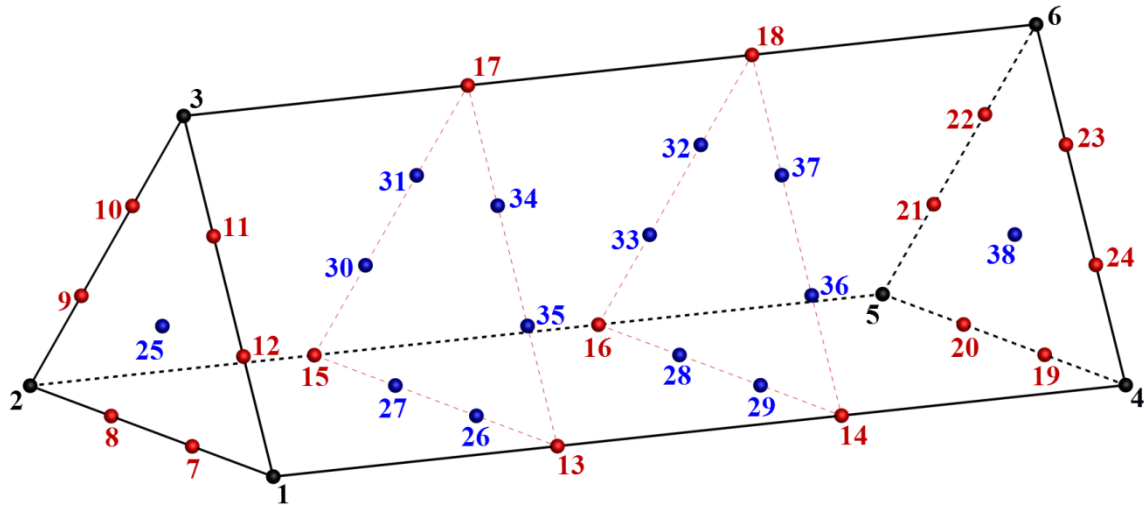
Edge Definition

Oriented edges	Corner nodes	Mid-nodes
E1	N1,N2	N7,N8
E2	N2,N3	N9,N10
E3	N3,N1	N11,N12
E4	N1,N4	N13,N14
E5	N2,N5	N15,N16
E6	N3,N6	N17,N18
E7	N4,N5	N19,N20
E8	N5,N6	N21,N22
E9	N6,N4	N23,N24

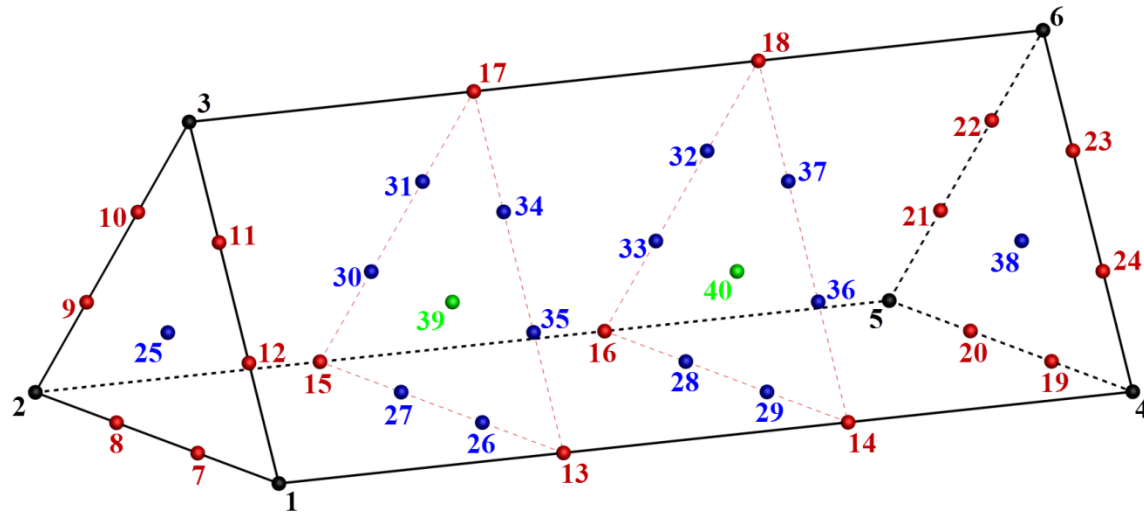
Face Definition

Oriented edges	Corner nodes	Mid-edge nodes	Oriented edges
F1	N1,N2,N5,N4	N7,N8,N15,N16,N20,N19,N14,N13	E1,E5,-E7,-E4
F2	N2,N3,N6,N5	N9,N10,N17,N18,N22,N21,N16,N15	E2,E6,-E8,-E5

F3	N3,N1,N4,N6	N11,N12,N13,N14,N24,N23,N18,N17	E3,E4,-E9,-E6
F4	N1,N3,N2	N12,N11,N10,N9,N8,N7	-E3,-E2,-E1
F5	N4,N5,N6	N19,N20,N21,N22,N23,N24	E7,E8,E9



PENTA_38



PENTA_40

Edge Definition

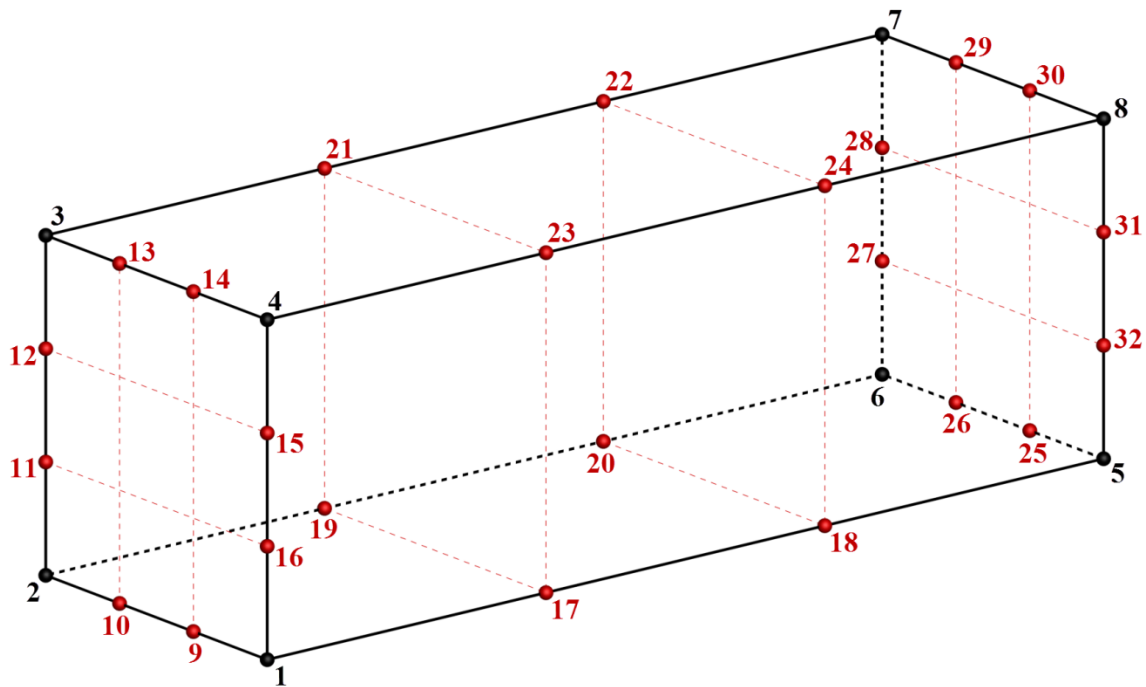
Oriented edges	Corner nodes	Mid-nodes
E1	N1,N2	N7,N8
E2	N2,N3	N9,N10
E3	N3,N1	N11,N12
E4	N1,N4	N13,N14
E5	N2,N5	N15,N16
E6	N3,N6	N17,N18

E7	N4,N5	N19,N20
E8	N5,N6	N21,N22
E9	N6,N4	N23,N24

Face Definition

Oriented edges	Corner nodes	Mid-edge nodes	Mid-face nodes	Oriented edges
F1	N1,N2,N5,N4	N7,N8,N15,N16,N20, N19,N14,N13	N26,N27,N28, N29	E1,E5,-E7,-E4
F2	N2,N3,N6,N5	N9,N10,N17,N18,N22, N21,N16,N15	N30,N31,N32, N33	E2,E6,-E8,-E5
F3	N3,N1,N4,N6	N11,N12,N13,N14,N24, N23,N18,N17	N34,N35,N36, N37	E3,E4,-E9,-E6
F4	N1,N3,N2	N12,N11,N10,N9,N8,N7	N25	-E3,-E2,-E1
F5	N4,N5,N6	N19,N20,N21,N22,N23,N24	N38	E7,E8,E9

3.4 Hexahedral Element



HEXA_32

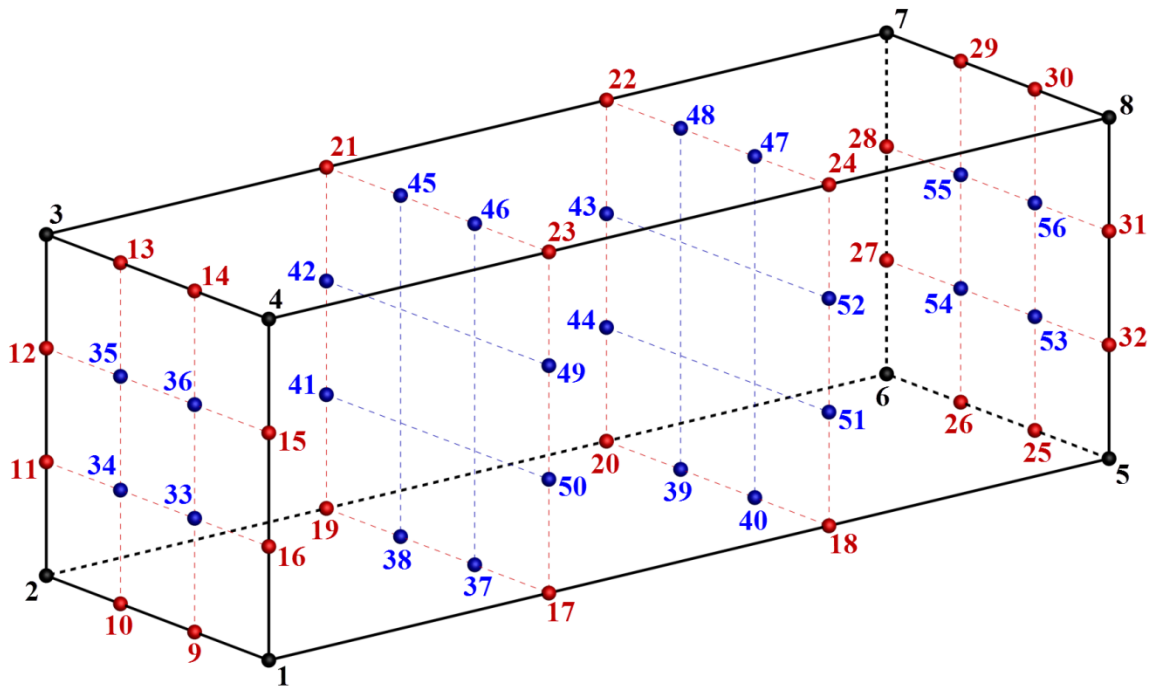
Edge Definition

Oriented edges	Corner nodes	Mid-nodes
E1	N1,N2	N9,N10
E2	N2,N3	N11,N12
E3	N3,N4	N13,N14
E4	N4,N1	N15,N16

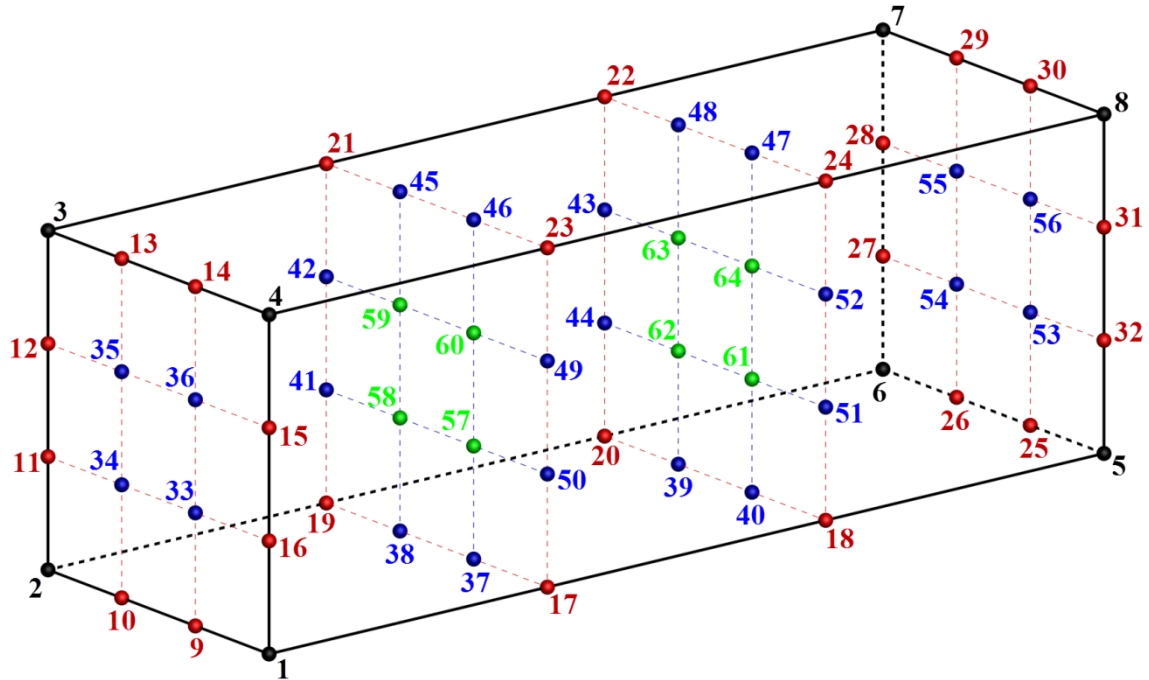
E5	N1,N5	N17,N18
E6	N2,N6	N19,N20
E7	N3,N7	N21,N22
E8	N4,N8	N23,N24
E9	N5,N6	N25,N26
E10	N6,N7	N27,N28
E11	N7,N8	N29,N30
E12	N8,N5	N31,N32

Face Definition

Oriented edges	Corner nodes	Mid-edge nodes	Oriented edges
F1	N1,N4,N3,N2	N16,N15,N14,N13,N12,N11,N10,N9	-E4,-E3,-E2,-E1
F2	N1,N2,N6,N5	N9,N10,N19,N20,N26,N25,N18,N17	E1,E6,-E9,-E5
F3	N2,N3,N7,N6	N11,N12,N21,N22,N28,N27,N20,N19	E2,E7,-E10,-E6
F4	N3,N4,N8,N7	N13,N14,N23,N24,N30,N29,N22,N21	E3,E8,-E11,-E7
F5	N1,N5,N8,N4	N17,N18,N32,N31,N24,N23,N15,N16	E5,-E12,-E8,E4
F6	N5,N6,N7,N8	N25,N26,N27,N28,N29,N30,N31,N32	E9,E10,E11,E12



HEXA_56



HEXA_64

Edge Definition

Oriented edges	Corner nodes	Mid-nodes
E1	N1,N2	N9,N10
E2	N2,N3	N11,N12
E3	N3,N4	N13,N14
E4	N4,N1	N15,N16
E5	N1,N5	N17,N18
E6	N2,N6	N19,N20
E7	N3,N7	N21,N22
E8	N4,N8	N23,N24
E9	N5,N6	N25,N26
E10	N6,N7	N27,N28
E11	N7,N8	N29,N30
E12	N8,N5	N31,N32

Face Definition

Oriented edges	Corner nodes	Mid-edge nodes	Mid-face nodes	Oriented edges
F1	N1,N4,N3,N2	N16,N15,N14,N13,N12, N11,N10,N9	N33,N36,N35, N34	-E4,-E3,-E2,-E1
F2	N1,N2,N6,N5	N9,N10,N19,N20,N26, N25,N18,N17	N37,N38,N39, N40	E1,E6,-E9,-E5
F3	N2,N3,N7,N6	N11,N12,N21,N22,N28, N27,N20,N19	N41,N42,N43, N44	E2,E7,-E10,-E6
F4	N3,N4,N8,N7	N13,N14,N23,N24,N30,	N45,N46,N47,	E3,E8,-E11,-E7

		N29,N22,N21	N48	
F5	N1,N5,N8,N4	N17,N18,N32,N31,N24, N23,N15,N16	N49,N50,N51, N52	E5,-E12,-E8,E4
F6	N5,N6,N7,N8	N25,N26,N27,N28,N29, N30,N31,N32	N53,N54,N55, N56	E9,E10,E11,E12